

## Printed-circuit board connector - BCP-350- 3 GN - 5441210

Please be informed that the data shown in this PDF Document is generated from our Online Catalog. Please find the complete data in the user's documentation. Our General Terms of Use for Downloads are valid (<http://phoenixcontact.com/download>)



Plug component, Nominal current: 8 A, Rated voltage (III/2): 160 V, Number of positions: 3, Pitch: 3.5 mm, Connection method: Screw connection, Color: pastel green, Contact surface: Tin

The figure shows a 5-pos. version of the product in gray



### Key Commercial Data

|                                      |          |
|--------------------------------------|----------|
| Packing unit                         | 1 pc     |
| Minimum order quantity               | 100 pc   |
| Weight per Piece (excluding packing) | 2.4 g    |
| Custom tariff number                 | 85366990 |
| Country of origin                    | China    |

### Technical data

#### Dimensions

|             |         |
|-------------|---------|
| Height      | 11.1 mm |
| Pitch       | 3.50 mm |
| Dimension a | 7 mm    |

#### General

|                                  |        |
|----------------------------------|--------|
| Range of articles                | BCP    |
| Insulating material group        | I      |
| Rated surge voltage (III/3)      | 2.5 kV |
| Rated surge voltage (III/2)      | 2.5 kV |
| Rated surge voltage (II/2)       | 2.5 kV |
| Rated voltage (III/3)            | 160 V  |
| Rated voltage (III/2)            | 160 V  |
| Rated voltage (II/2)             | 320 V  |
| Connection in acc. with standard | EN-VDE |

# Printed-circuit board connector - BCP-350- 3 GN - 5441210

## Technical data

### General

|  |  |
|--|--|
| Nominal current $I_N$                  | 8 A  |
| Nominal cross section                  | 1.5 mm <sup>2</sup>                                    |
| Maximum load current                   | 8 A (with 1.5 mm <sup>2</sup> conductor cross section) |
| Insulating material                    | PA   |
| Flammability rating according to UL 94 | V0   |
| Internal cylindrical gage              | A1   |
| Stripping length                       | 7 mm   |
| Number of positions                    | 3  |
| Screw thread                           | M2   |
| Tightening torque, min                 | 0.22 Nm  |
| Tightening torque max                  | 0.25 Nm  |

### Connection data

|   |                      |
|---|----------------------|
| Conductor cross section solid min.  | 0.2 mm <sup>2</sup>  |
| Conductor cross section solid max.  | 1.5 mm <sup>2</sup>  |
| Conductor cross section flexible min.   | 0.2 mm <sup>2</sup>  |
| Conductor cross section flexible max.   | 1.5 mm <sup>2</sup>  |
| Conductor cross section flexible, with ferrule without plastic sleeve min.              | 0.25 mm <sup>2</sup> |
| Conductor cross section flexible, with ferrule without plastic sleeve max.              | 1.5 mm <sup>2</sup>  |
| Conductor cross section flexible, with ferrule with plastic sleeve min.                 | 0.25 mm <sup>2</sup> |
| Conductor cross section flexible, with ferrule with plastic sleeve max.                 | 0.5 mm <sup>2</sup>  |
| Conductor cross section AWG min.  | 24                   |
| Conductor cross section AWG max.  | 16                   |
| 2 conductors with same cross section, solid min.  | 0.2 mm <sup>2</sup>  |
| 2 conductors with same cross section, solid max.  | 0.5 mm <sup>2</sup>  |
| 2 conductors with same cross section, stranded min.                                     | 0.25 mm <sup>2</sup> |
| 2 conductors with same cross section, stranded max.                                     | 0.75 mm <sup>2</sup> |
| 2 conductors with same cross section, stranded, ferrules without plastic sleeve, min.   | 0.25 mm <sup>2</sup> |
| 2 conductors with same cross section, stranded, ferrules without plastic sleeve, max.   | 0.34 mm <sup>2</sup> |
| 2 conductors with same cross section, stranded, TWIN ferrules with plastic sleeve, min. | 0.5 mm <sup>2</sup>  |
| 2 conductors with same cross section, stranded, TWIN ferrules with plastic sleeve, max. | 0.5 mm <sup>2</sup>  |

### Standards and Regulations

|                                  |        |
|----------------------------------|--------|
| Connection in acc. with standard | EN-VDE |
|                                  | CUL    |

# Printed-circuit board connector - BCP-350- 3 GN - 5441210

## Technical data

### Standards and Regulations

|  |    |
|--|----|
| Flammability rating according to UL 94 | V0 |
|--|----|

## Classifications

### eCl@ss

|            |          |
|------------|----------|
| eCl@ss 4.0 | 272607xx |
| eCl@ss 4.1 | 27260701 |
| eCl@ss 5.0 | 27260701 |
| eCl@ss 5.1 | 27260701 |
| eCl@ss 6.0 | 27260705 |
| eCl@ss 7.0 | 27440309 |
| eCl@ss 8.0 | 27440309 |

### ETIM

|          |          |
|----------|----------|
| ETIM 3.0 | EC001121 |
| ETIM 4.0 | EC002638 |
| ETIM 5.0 | EC002638 |

### UNSPSC

|               |          |
|---------------|----------|
| UNSPSC 6.01   | 30211801 |
| UNSPSC 7.0901 | 39121432 |
| UNSPSC 11     | 39121432 |
| UNSPSC 12.01  | 39121409 |
| UNSPSC 13.2   | 39121432 |

## Approvals

### Approvals

---

#### Approvals

UL Recognized / cUL Recognized / VDE Gutachten mit Fertigungsüberwachung / IECCE CB Scheme / cULus Recognized

---

#### Ex Approvals

---


#### Approvals submitted

---


# Printed-circuit board connector - BCP-350- 3 GN - 5441210

## Approvals


### Approval details

UL Recognized 


|                                | B     | D     |
|--------------------------------|-------|-------|
| mm <sup>2</sup> /AWG/kcmil     | 30-14 | 30-14 |
| Nominal current I <sub>N</sub> | 8 A   | 8 A   |
| Nominal voltage U <sub>N</sub> | 250 V | 300 V |


cUL Recognized 

|                                | B     | D     |
|--------------------------------|-------|-------|
| mm <sup>2</sup> /AWG/kcmil     | 30-14 | 30-14 |
| Nominal current I <sub>N</sub> | 8 A   | 8 A   |
| Nominal voltage U <sub>N</sub> | 250 V | 300 V |

VDE Gutachten mit Fertigungsüberwachung 

| mm <sup>2</sup> /AWG/kcmil     | 0.2-1.5 |
|--------------------------------|---------|
| Nominal current I <sub>N</sub> | 8 A     |
| Nominal voltage U <sub>N</sub> | 160 V   |

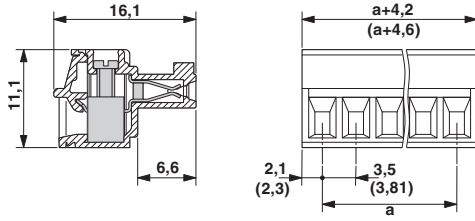
IECEE CB Scheme 

cULus Recognized 

## Drawings

# Printed-circuit board connector - BCP-350- 3 GN - 5441210

Dimensional drawing



Diagram

